






SR Contour Light

# CONT H MINI MONOCHROMATIC SERIES



## SUMMARY

bending  HORIZONTAL	min. bend radius 3cm	dimension  12 7.5	max length 5m	cutting pitch 100mm
IP IP44 IP67	power 4W/m 6W/m 9W/m 12W/m	beam 120°	color 	CRI Ra 80+ Ra 90+

## DIMMING OPTIONS



## ELECTRICAL

**Supply voltage:** DC24.0V±1.0V

**Power range and supply current:**

Model	Power	Current
IGL04 / OGL04	4W/m	167mA/m
IGL06 / OGL06	6W/m	250mA/m
IGL09 / OGL09	9W/m	375mA/m
IGL12 / OGL12	12W/m	500mA/m

**ESD protection:** contact 4kV, air 8kV

## MECHANICAL

**Minimum bending radius:** 3cm

**Maximum length:** 5m

**Cutting pitch:** 100mm

**IP:** IP44/IP67

## LIFETIME, WARRANTY & COMPLIANCE

**Warranty:** 2 years\*

**Lifetime:** 50,000 hours, L70/B50@ta 65°C

**Compliance:**

- EN 62031, EN 62471, EN 60598-1, EN 60598-2-1
- EN 55015, EN 61547
- AS/NZS 60598.1, AS/NZS 60598.2.1

\* For 5-year warranty, please consult your local sales.

## FEATURES

- Excellent thermal dissipation encapsulated with high performance grade silicone material that can be used and installed at an extreme harsh environment with temperature up to 65°C
- Designed to be UV and corrosion resistant; compliant to UL 94 V-0 flame-retardant standard
- Beautifully crafted to have an extra slender body with 7.5mm, in a top illumination structure for horizontal bending
- Ultra small bending radius (3cm) to meet various design requirements
- Seamless with no dark spot even at the terminals
- SR® LEDShield technology†
- Lifetime: 50,000 hours
- Wide selection of monochromatic colors

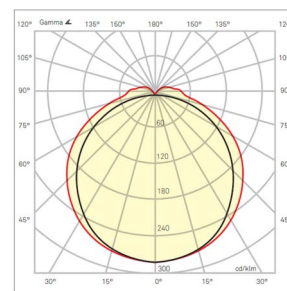
## LIGHT OUTPUT

**Luminaire lumen output:**

CCT	Power Model	822	824	827	830	840	850
lm/m	I/OGL04	111	120	130	130	150	150
	I/OGL06	171	185	200	200	225	225
	I/OGL09	257	278	300	300	340	340
	I/OGL12	343	370	400	400	450	450
CCT	Power Model	922	924	927	930	940	950
lm/m	I/OGL04	94	102	111	111	128	128
	I/OGL06	145	157	170	170	191	191
	I/OGL09	218	236	255	255	289	289
	I/OGL12	292	315	340	340	383	383

**LED binning:** single bin, 3 SDCM

**Beam angle:** 120°



## ENVIRONMENT

**Ambient temperature:** -40°C ... +65°C

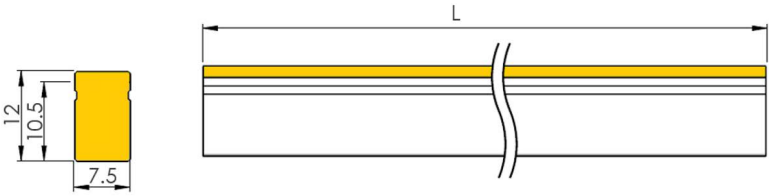
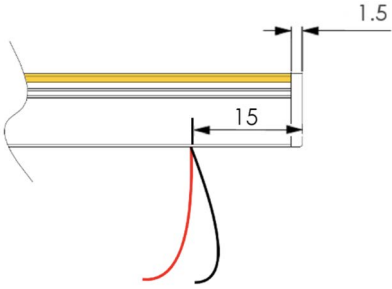
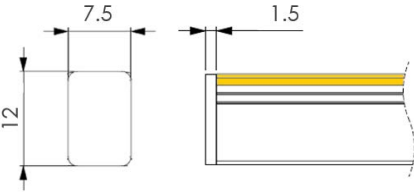
**Storage temperature:** -40°C ... +85°C

**Working humidity:** 5% to 85%, non-condensing

† SR® LEDShield technology: innovative mechanism protecting segment black out from single LED damage due to inappropriate external force applied during installation and handling.



**DIMENSIONS - INDOOR**

CONT H MINI Body	 Technical drawing showing the body dimensions. A cross-section on the left shows a height of 12mm, a top section of 10.5mm, and a width of 7.5mm. A side view on the right shows a length of L.
Wire Bottom Feed-in	 Detail of the wire feed-in. It shows a cross-section with a 1.5mm wide opening and a 15mm long section where the wires enter. Two wires, one red and one black, are shown exiting from the bottom.
Flush End Cap	 Dimensions for the flush end cap. The cap has a height of 12mm and a width of 7.5mm. The detail shows a 1.5mm wide opening for the wires.

Additional length added to body length L is 3mm with two end caps (1.5mm each end). Feed-in comes with 500mm feed-in wires.




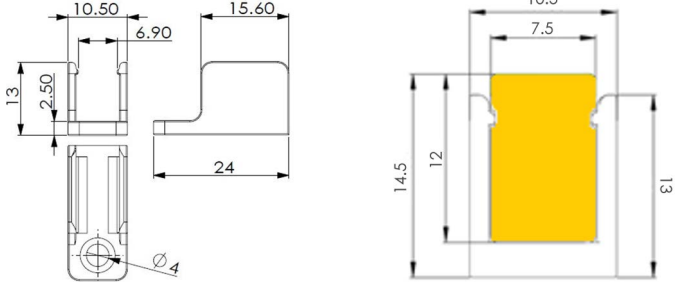
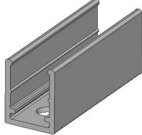
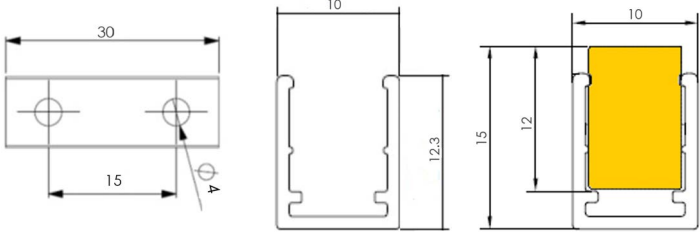
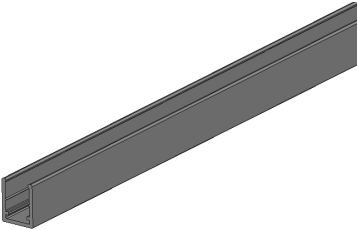
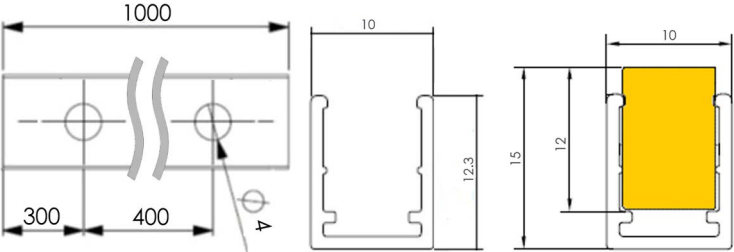
**DIMENSIONS- OUTDOOR**

<p>CONT H MINI Body</p>	<p>Technical drawing showing the dimensions of the CONT H MINI Body. The cross-section shows a height of 12mm, an inner diameter of 10.5mm, and a width of 7.5mm. The side view shows a length L with a break in the middle.</p>
<p>End/Side Feed-in</p> <p>Perspective view of the end/side feed-in component showing the connection of wires to the light tube.</p>	<p>Technical drawing showing the dimensions of the End/Side Feed-in component. The cross-section shows a width of 9.90mm and a height of 13.60mm. The side view shows a total length of 16mm, with a 4mm section for the feed-in and a 1.60mm section for the mounting.</p>
<p>Tube End Cap</p> <p>Perspective view of the Tube End Cap component showing its fit over the end of the light tube.</p>	<p>Technical drawing showing the dimensions of the Tube End Cap. The cross-section shows a width of 9.90mm and a height of 13.60mm. The side view shows a length of 7.20mm.</p>

Additional length added to body length L is 5.5mm with feed-in (added 4mm) and end cap (added 1.5mm). Feed-in comes with 500mm feed-in wires.

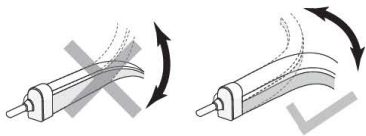


**MOUNTING ACCESSORIES**

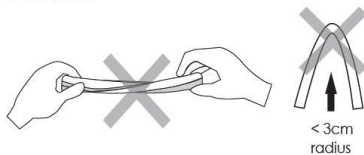
<p>Transparent PC Clip CONT H MINI PC CLIP</p> 	
<p>30mm Aluminum Clip with Pre-drill Holes CONT H MINI AL CLIP 30MM</p> 	
<p>1m Aluminum Profile CONT H MINI AL PROFILE 1M</p> 	

**CAUTIONS**

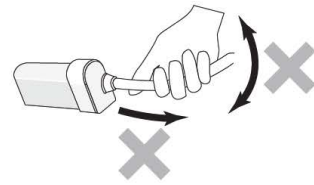
- Ensure mains power is switched OFF before carrying out installation, maintenance or replacement operations.
- The Contour Light should be installed by qualified electrical personnel and complying with local codes.
- The power supply should be sized appropriately to adequately power the load with the correct voltage and power ratings; it is generally recommended to have at least 10% power buffer.
- Lightning / Surge protection should be used if not already built into the power supply.
- **DO NOT CUT** the light strip or warranty will be voided.



**DO NOT BEND** the fixture in the wrong direction. If bent vertically, the fixture could be damaged.



**DO NOT TWIST** the fixture or **BEND** at less than 3cm radius.



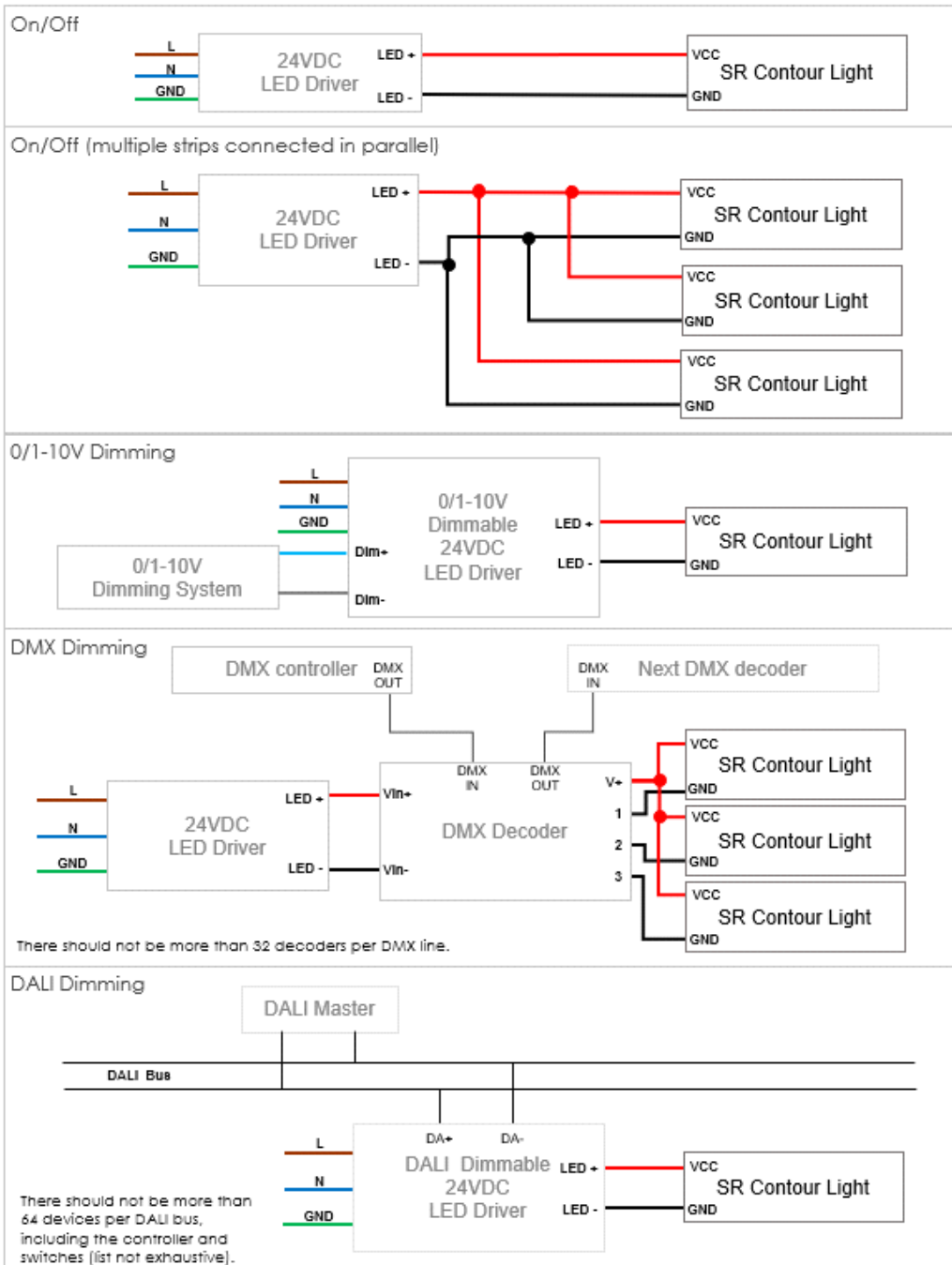
**DO NOT STRESS OR PULL HARD** on the lead-in cables, nor handle it using the feed-in cables.



**WIRING**



**CONNECTION**



Connection diagrams are for reference only. Contact our sales team for consultation on detailed wiring.

SR Contour Light  
**CONT H MINI MONOCHROMATIC SERIES**



**ORDERING INFORMATION**

SR Contour Light	Power Model	Feed-in Cable Direction	Color	Length
CONT H MINI	IGL04 IGL06 IGL09 IGL12	WB (wire bottom)	822	xM (x = length in meters, max 5m)
			824	
			827	
			830	
			840	
			850	
	OGL04 OGL06 OGL09 OGL12	ES (wire end/side feeder)	922	
			924	
			927	
			930	
			940	
			950	

Example:

**CONT H MINI IGL09 WB 930 5M** refers to SR Contour Light CONT H MINI Indoor Series, 9W/m, wire bottom feed-in, CRI Ra 90+, CCT 3000K, 5meters in length.

**CONT H MINI OGL09 ES 830 5M** refers to SR Contour Light CONT H MINI Outdoor Series, 9W/m, end/bottom feed-in, CRI Ra 80+, CCT 3000K, 5meters in length.

Accessory Part Number	Description
CONT H MINI PC CLIP	transparent PC clip
CONT H MINI AL CLIP 30MM	aluminum clip, 30mm
CONT H MINI AL PROFILE 1M	aluminum profile, 1m

LED Driver Part Number	Description
SAV-060N024X02HQA	60W 24V Constant Voltage LED Driver
SAV-096N024X400Q	96W 24V Constant Voltage LED Driver
SAV-150N024X625Q	150W 24V Constant Voltage LED Driver

\* System design will vary depending on actual project configuration. Please consult your local sales support for detailed strip length calculations, connecting cable type and length calculations

**Disclaimer:** Data might vary due to equipment tolerance. Manufacturer reserves the right to make changes to information published in this document, including without limitation specifications and product descriptions, at any time and without notice.