




SR Contour Light

# CONT H SLM MONOCHROMATIC SERIES



## SUMMARY

bend dir.  HORIZONTAL	min bend radius 6cm	dimension 	max length 10m	cutting pitch 100mm
IP IP68	power 3W/m 6W/m 9.6W/m 12W/m	beam 150°	color 2200K 3000K 2400K 4000K 2700K 5000K	CRI Ra 80+ Ra 90+

## DIMMING OPTIONS



## ELECTRICAL

**Supply voltage:** DC24.0V±1.0V

**Power range and supply current:**

Model	Power	Current
SLM0H	3W/m	125mA/m
SLM01	6W/m	250mA/m
SLM02	9.6W/m	400mA/m
SLM03	12W/m	500mA/m

**ESD protection:** contact 4kV, air 8kV

## MECHANICAL

**Minimum bending radius:** 6cm

**Maximum length:** 10m

**Cutting pitch:** 100mm

**IP:** IP68

## LIFETIME, WARRANTY & CERTIFICATION

**Warranty:** 2 years\*

**Lifetime:** 50,000 hours, L70/B50@ta 65°C

**Compliance:**

- EN 62031, EN 62471, EN 60598-1, EN 60598-2-1
- EN 55015, EN 61547
- AS/NZS 60598.1, AS/NZS 60598.2.1

\* For 5-year warranty, please consult your local sales.

## FEATURES

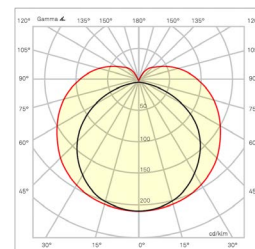
- Excellent thermal dissipation encapsulated with high performance grade silicone material that can be used and installed at an extreme harsh environment with temperature up to 65°C
- Designed to be UV and corrosion resistant; meet UL 94 V-0 standard
- One of the most robust products designed to withstand up to 1.5m depth (15kPa) for its submersible application
- Beautifully crafted to have a convex finishing in a top illumination structure for horizontal bending
- One of the smallest bend radius, 6cm, available in market, to meet various design requirements
- High uniformity with no dark spot even at the terminals
- Uniform width across Contour body, feed-in connector and profile for seamless mounting and installation
- SR® LEDShield technology†
- Lifetime: 50,000 hours
- Wide selection of monochromatic colors

## LIGHT OUTPUT

**Luminaire Lumen Output:**

lm/m	822	824	827	830	840	850		
SLM0H	80	80	90	90	100	100		
SLM01	160	160	190	190	200	200		
SLM02	250	250	300	300	320	302		
SLM03	320	320	380	380	400	400		
lm/m	922	924	927	930	940	950		
SLM0H	70	70	75	75	86	86		
SLM01	140	140	150	150	170	170		
SLM02	225	225	245	245	275	275		
SLM03	280	280	300	300	340	340		
lm/m	RED, 622.5nm		YELLOW, 590nm		GREEN, 525nm		BLUE, 467.5nm	
SLM0H	38		38		70		19	
SLM01	75		75		140		38	
SLM02	120		120		225		60	
SLM03	150		150		280		75	

**Beam angle:** 150°



## ENVIRONMENT

**Ambient temperature:** -40°C ... +65°C

**Storage temperature:** -40°C ... +85°C

**Working humidity:** 5% to 85%, non-condensing

† SR® LEDShield technology: innovative mechanism protecting segment black out from single LED damage due to inappropriate external force applied during installation and handling.

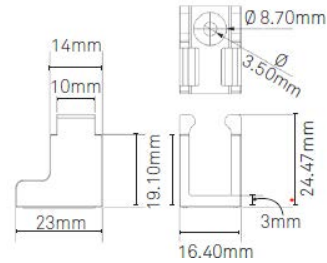
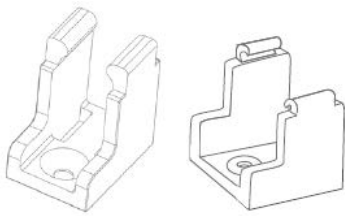


**DIMENSIONS**

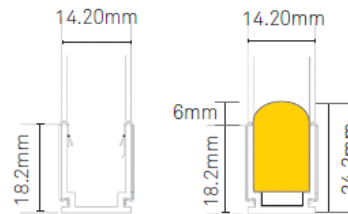
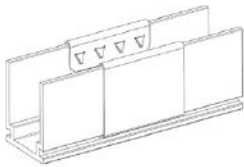
<p>CONT H SLM03 Body</p>	<p style="text-align: center;"><math>L \leq 10m</math></p>	
<p>Molded Bottom Feed-in (MB)</p>	<p style="text-align: right;">side top</p>	<p>total length:  <math>L+2.5mm+2.0mm</math></p>
<p>Molded End Feed-in (ME)</p>	<p style="text-align: right;">side top</p>	<p>total length:  <math>L+4.0mm+2.0mm</math></p>
<p>Molded Side Feed-in (MS)          (left side only)</p>	<p style="text-align: right;">side bottom</p>	<p>total length:  <math>L+2.5mm+2.0mm</math></p>
<p>Tube End Cap</p>		

**MOUNTING ACCESSORIES**

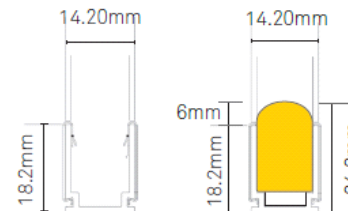
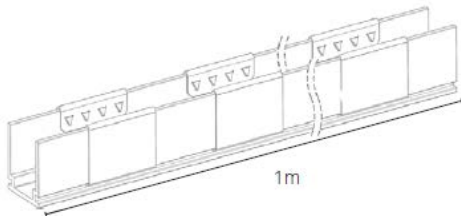
CONT H LM TR PC CLIP (transparent PC clip)



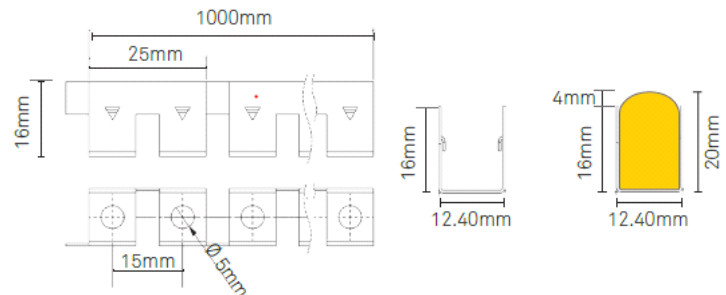
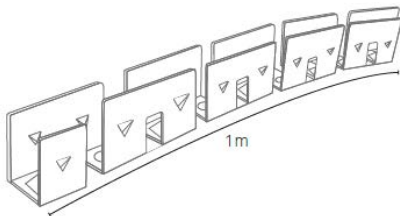
CONT H LM AL CLIP 50MM (aluminum clip with anti-skids, 50mm)  
 (not for submersible applications)



CONT H LM AL PROFILE 1M (aluminum profile with anti-skids, 1m)  
 (not for submersible applications)



CONT H LM SS CURVE PROFILE 1M (stainless steel profile, horizontal bend, 1m)  
 (not for submersible applications)

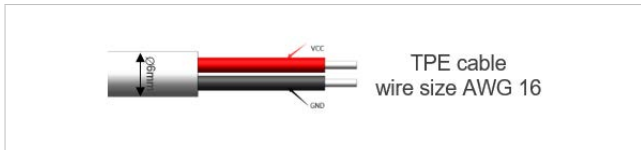


**CASE TEMPERATURE**

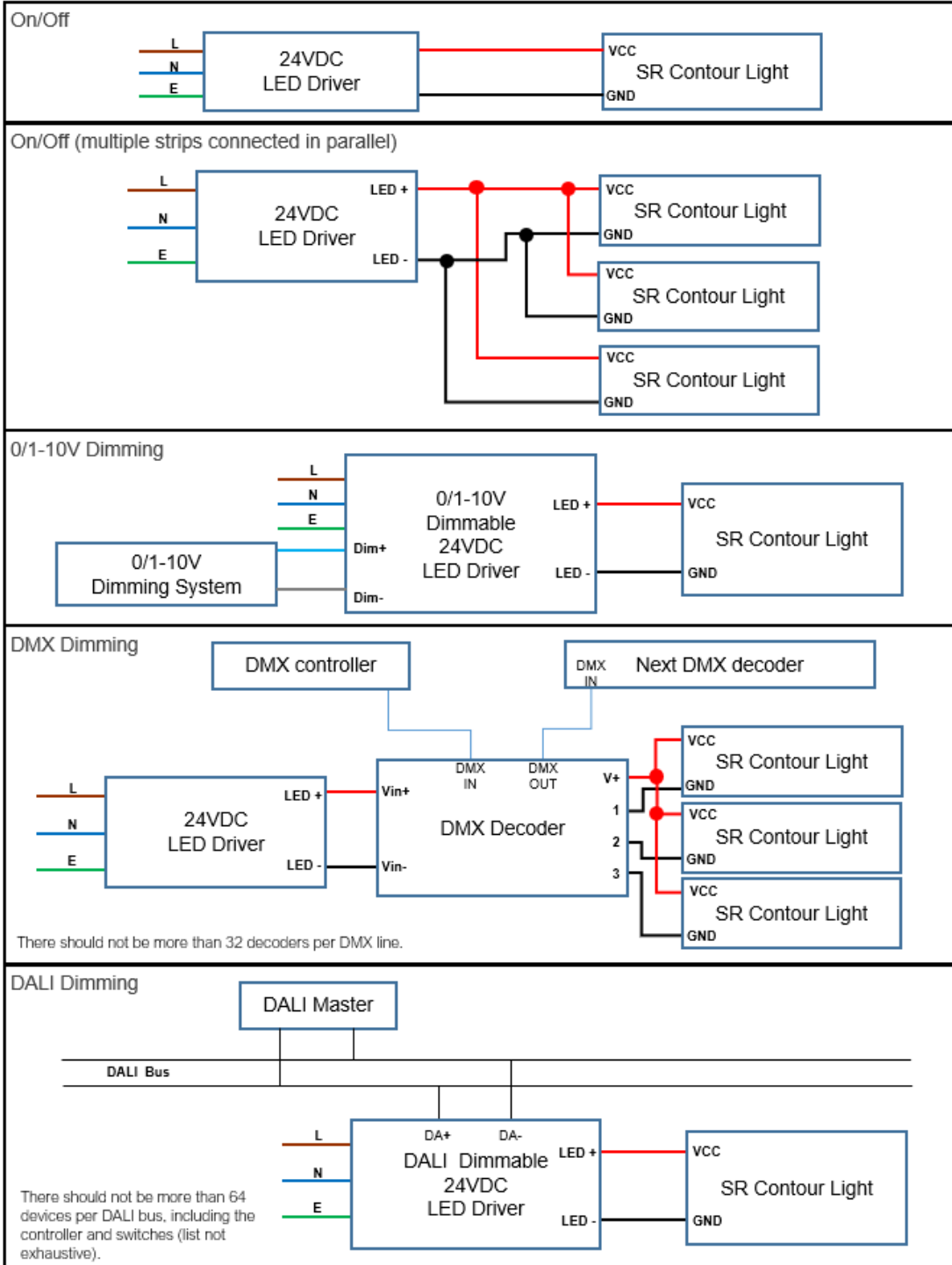




**WIRING**



**CONNECTIONS**



# SR Contour Light CONT H SLM MONOCHROMATIC



## ORDERING INFORMATION

SR Contour Light	Power	Feed-in Wire/Cable Direction†	CRI / CCT	Length
CONT H	SLM0H SLM01 SLM02 SLM03	MB (bottom feeder)  ME (end feeder)  MS (side feeder left)	822 824 827 830 840 850 922 924 927 930 940 950 RED YELLOW GREEN BLUE	xM (x = length in meters, max 10)

Example:

**CONT H SLM02 MB 830 10M** refers to SR CONT H SLM Monochromatic Submersible Series, horizontal bend, 9.6W/m, molded bottom feed-in with tube end cap, CRI Ra80+, CCT 3000K, IP68, 10 meters in length.

Accessory Ordering Code	Description
CONT H LM TR CLIP	transparent PC clip
CONT H LM AL CLIP 50MM	aluminum clip with anti-skids, 50mm
CONT H LM AL PROFILE 1M	aluminum profile with anti-skids, 1m
CONT H LM SS CURVE PROFILE 1M	stainless steel profile, horizontal bend, 1m

LED Driver Ordering Code	Description
SAV-060N024X02HQA	60W 24V Constant Voltage LED Driver
SAV-096N024X400Q	96W 24V Constant Voltage LED Driver
SAV-150N024X625Q	150W 24V Constant Voltage LED Driver

Note: System design will vary depending on actual project configuration. Please consult your local sales support for details in length in series connection, connecting cable type and lengths.

**Disclaimer:** Data might vary due to equipment tolerance. Manufacturer reserves the right to make changes to information published in this document, including without limitation specifications and product descriptions, at any time and without notice.