
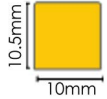


SR Contour Light

CONT V FINO HE MONOCHROMATIC SERIES



SUMMARY

bending 	min. bend radius 4cm	dimension 	max length 5m	cutting pitch 71.4mm
IP IP44 IP67	power 1.2W/m 2.4W/m 4.8W/m 7.2W/m 9.6W/m 12W/m	beam 120°	color 2200K 3000K 2400K 4000K 2700K	CRI Ra 90+

DIMMING OPTIONS



ELECTRICAL

Supply voltage: DC24.0V±1.0V

Power range and supply current:

Model	Power	Current
IJJ01 / OJJ01	1.2W/m	50mA/m
IJJ02 / OJJ02	2.4W/m	100mA/m
IJJ04 / OJJ04	4.8W/m	200mA/m
IJJ07 / OJJ07	7.2W/m	375mA/m
IJJ09 / OJJ09	9.6W/m	400mA/m
IJJ12 / OJJ12	12W/m	500mA/m

ESD protection: contact 4kV, air 8kV

MECHANICAL

Minimum bending radius: 4cm

Maximum length: 5m

Cutting pitch: 71.4mm

IP: IP44/IP67

LIFETIME, WARRANTY & COMPLIANCE

Warranty: 2 years*

Lifetime: 50,000 hours, L70/B50@ta 65°C

Compliance:

- EN 62031, EN 62471, EN 60598-1, EN 60598-2-1
- EN 55015, EN 61547
- AS/NZS 60598.1, AS/NZS 60598.2.1

* For 5-year warranty, please consult your local sales.

FEATURES

- Excellent thermal dissipation encapsulated with high performance grade silicone material that can be used and installed at an extreme harsh environment with temperature up to 65°C
- Suitable for indoor and outdoor use in high-humidity conditions; performance is not affected by moisture
- Designed to be UV and corrosion resistant; compliant to UL 94 V-0 flame-retardant standard
- Beautifully crafted to have an slim body with 10mm, in a top illumination structure for vertical bending
- Ultra small bending radius (4cm) to meet various design requirements
- Seamless with no dark spot even at the terminals
- Dot-free, consistent illumination at <5% dim level
- SR® LEDShield technology†
- Lifetime: 50,000 hours

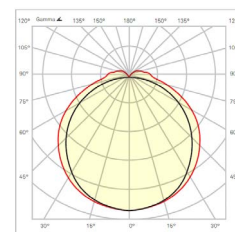
LIGHT OUTPUT

Luminaire lumen output:

Power Model	822	824	827	830	840
IJJ01 / OJJ01	70	73	127	132	140
IJJ02 / OJJ02	139	145	253	266	282
IJJ04 / OJJ04	278	289	492	525	556
IJJ07 / OJJ07	416	434	762	801	848
IJJ09 / OJJ09	555	578	983	1062	1125
IJJ12 / OJJ12	694	723	1262	1341	1420
Power Model	922	924	927	930	940
IJJ01 / OJJ01	66	68	109	113	121
IJJ02 / OJJ02	131	136	218	227	243
IJJ04 / OJJ04	262	273	425	448	479
IJJ07 / OJJ07	393	409	658	683	731
IJJ09 / OJJ09	524	546	849	906	968
IJJ12 / OJJ12	655	682	1090	1144	1223

LED binning: single bin, 3 SDCM

Beam angle: 120°



ENVIRONMENT

Ambient temperature: -40°C ... +65°C


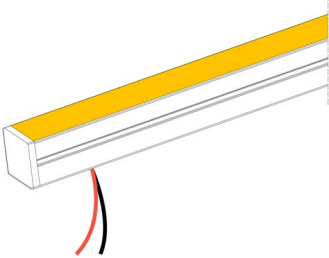
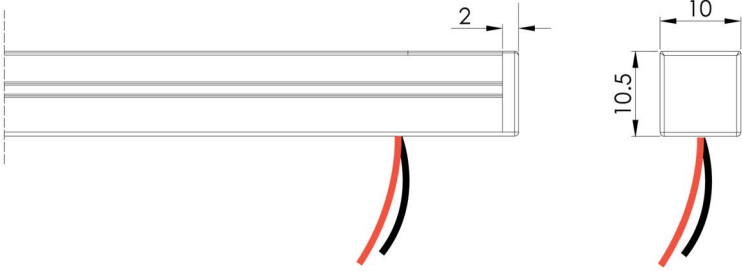


Storage temperature: -40°C ... +85°C

Working humidity: 5% to 85%, non-condensing

† SR® LEDShield technology: innovative mechanism protecting segment black out from single LED damage due to inappropriate external force applied during installation and handling.



DIMENSIONS - INDOOR

<p>CONT FINO JJ Body</p>	 <p style="text-align: center;">$L \leq 5m$</p>
<p>Wire Bottom Feed-in</p> 	
<p>End Cap</p> 	

Additional length added to body length L is 4mm with any one feed-in (added 2mm) and end cap (added 2mm).



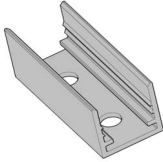
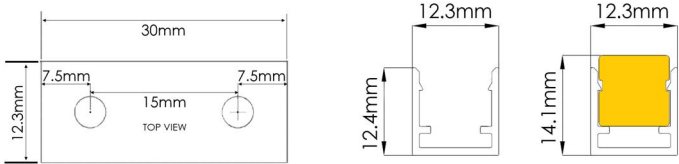

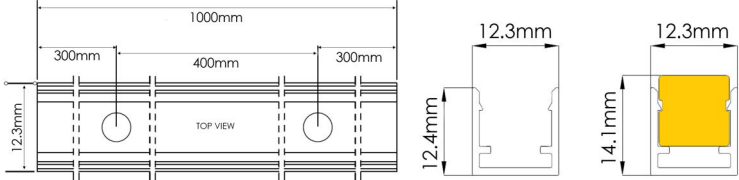

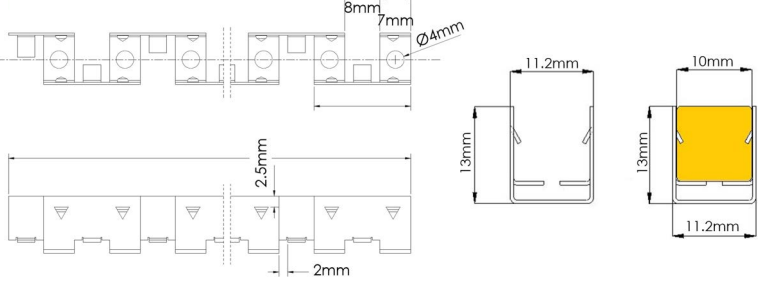
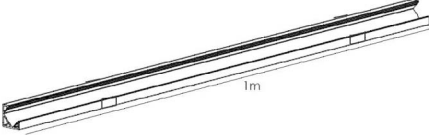
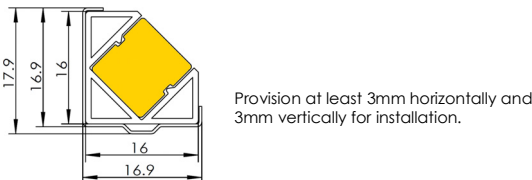
DIMENSIONS - OUTDOOR

<p>CONT FINO JJ Body</p>	<p style="text-align: center;">$L \leq 5m$</p>
<p>Injection Bottom Feed-in (JB)</p>	
<p>Injection End Feed-in (JE)</p>	
<p>Injection Side Left Feed-in (JSL)</p>	
<p>Injection Side Right Feed-in (JSR)</p>	
<p>Injection End Cap</p>	

Additional length added to body length L is 5mm with feed-in (added 2.5mm) and end cap (added 2.5mm). Feed-in comes with 500mm feed-in wires.



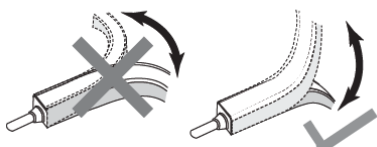
MOUNTING ACCESSORIES

<p>30mm Aluminum Clip with Pre-drill Holes CONT FINO JJ AL CLIP 30MM</p> 	
<p>1m Aluminum Profile with Pre-drill Holes CONT FINO JJ JBE AL PROFILE 1M CONT FINO JJ JSL AL PROFILE 1M CONT FINO JJ JSR AL PROFILE 1M</p> 	
<p>1m Stainless Steel Curve Profile CONT FINO JJ SS CURVE PROFILE 1M</p> 	
<p>1m 45° Angled Aluminum Profile CONT FINO JJ 45D ANGLED AL PROFILE 1M</p> 	

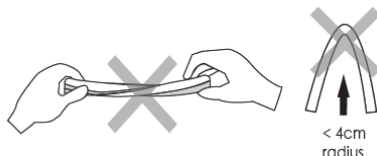
Note: All profile dimensions are subject to a manufacturing tolerance of $\pm 5\%$ unless otherwise specified.

CAUTIONS

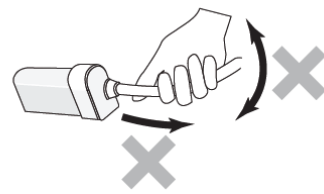
- Ensure mains power is switched OFF before carrying out installation, maintenance or replacement operations.
- The Contour Light should be installed by qualified electrical personnel and complying with local codes.
- The power supply should be sized appropriately to adequately power the load with the correct voltage and power ratings; it is generally recommended to have at least 10% power buffer.
- Lightning / surge protection should be used if not already built into the power supply.
- **DO NOT CUT** the light strip or warranty will be voided.



DO NOT BEND the fixture in the wrong direction. If bent horizontally, the fixture could be damaged.



DO NOT TWIST the fixture or **BEND** at less than 4cm radius.



DO NOT STRESS OR PULL HARD on the lead-in cables, nor handle it using the feed-in cables.

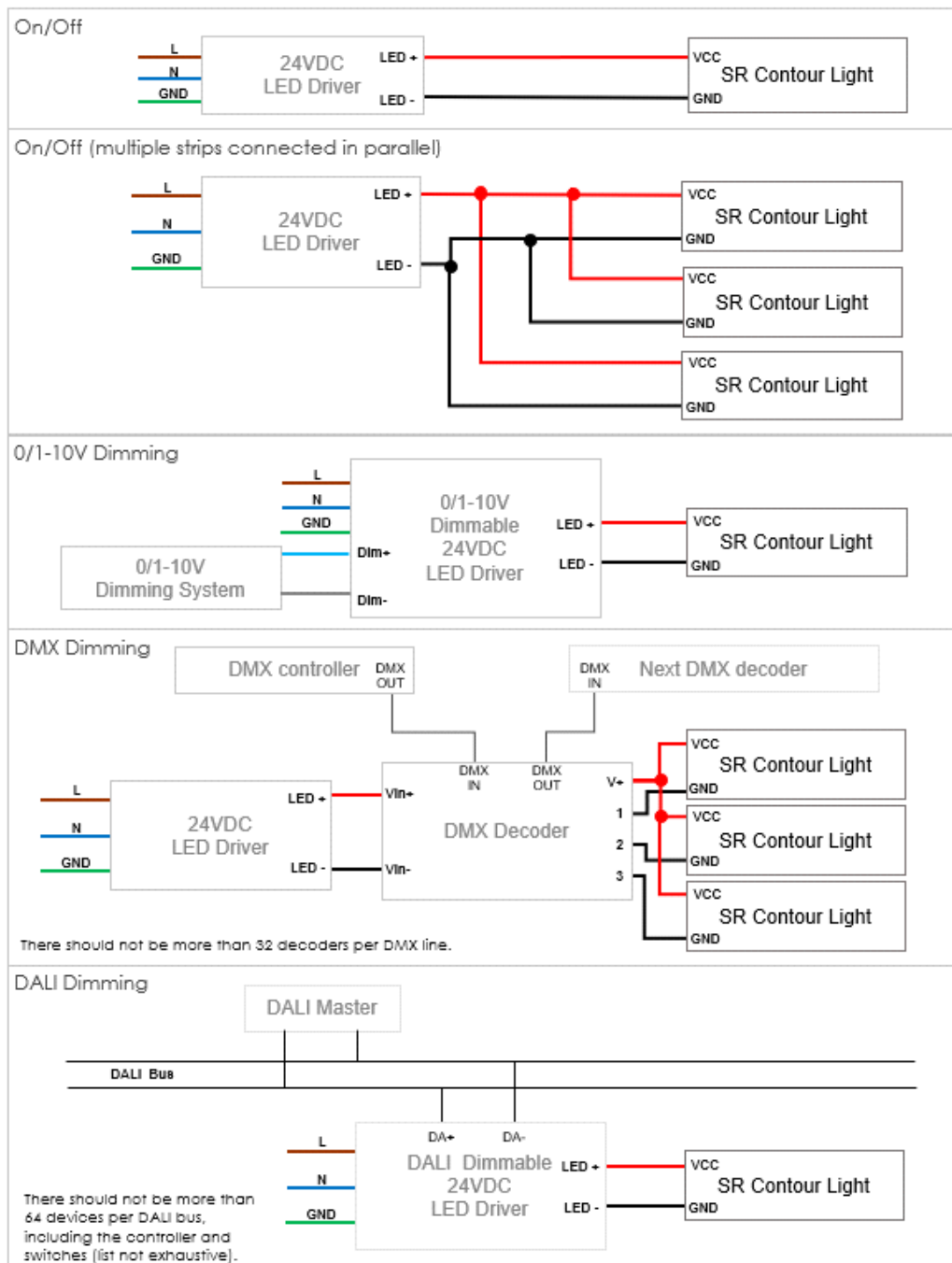
SR Contour Light CONT V FINO HE MONOCHROMATIC SERIES



WIRING



CONNECTION



Connection diagrams are for reference only. Contact our sales team for consultation on detailed wiring.

SR Contour Light
CONT V FINO HE MONOCHROMATIC SERIES



ORDERING INFORMATION

SR Contour Light	Power Model	Feed-in Cable Direction	Color	Length
CONT V FINO HE	IJJ01	WB	822	xM (x = length in meters, max 5m)
	IJJ02		824	
	IJJ04		827	
	IJJ07		830	
	IJJ09		840	
	IJJ12		922	
	OJJ01	JB	924	
	OJJ02		927	
	OJJ04		930	
	OJJ07		930	
	OJJ09		940	
	OJJ12			

†Note:

Feed-in Wire/ Cable Direction	Description
WB	bottom feeder
JB	bottom feeder
JE	end feeder
JSL	side feeder left
JSR	side feeder right

Example:

CONT V FINO HE IJJ09 WB 930 5M refers to SR Contour Light CONT V FINO HE Indoor Series, vertical bend, 9.6W/m, wire bottom feed-in, CRI Ra 90+, CCT 3000K, 5meters in length.

CONT V FINO HE OJJ07 JB 830 5M refers to SR Contour Light CONT V FINO HE Outdoor Series, vertical bend, 7.2W/m, injection bottom feed-in, CRI Ra 80+, CCT 3000K, 5meters in length.

Accessory Ordering Code	Description
CONT FINO JJ AL CLIP AS 30MM	aluminum clip, 30mm
CONT FINO JJ JBE AL PROFILE AS 1M	aluminum profile for bottom feed-in and end feed-in, 1m
CONT FINO JJ JSL AL PROFILE AS 1M	aluminum profile for side left feed-in and end feed-in, 1m
CONT FINO JJ JSR AL PROFILE AS 1M	aluminum profile for side right feed-in and end feed-in, 1m
CONT FINO JJ SS CURVE PROFILE 1M	stainless steel curve profile, 1m
CONT FINO JJ 45D ANGLED AL PROFILE 1M	45° angled aluminum profile, 1m

LED Driver Ordering Code	Description
SBV 040N024X167Q	40W 24V Constant Voltage LED Driver
SAV-060N024X02HQA	60W 24V Constant Voltage LED Driver
SAV-096N024X400Q	96W 24V Constant Voltage LED Driver
SAV-150N024X625Q	150W 24V Constant Voltage LED Driver

Note: System design will vary depending on actual project configuration. Please consult your local sales support for details in length in series connection, connecting cable type and lengths

Disclaimer: Data might vary due to equipment tolerance. Manufacturer reserves the right to make changes to information published in this document, including without limitation specifications and product descriptions, at any time and without notice.

Copyright © 2026 Luxconex Pte. Ltd. All rights reserved.

No part of this document may be reproduced, distributed, or transmitted in any form or by any means without the prior written permission of Luxconex Pte. Ltd.